

SKIP THE UNIFORM QUEUE



1. DOWNLOAD THE MY SCHOOL CONNECT APP



2. SELECT MY SCHOOL UNIFORM



3. ORDER YOUR UNIFORM



4. SKIP THE QUEUE!



OUR SCHOOL UNIFORM IS NOW ONLINE!

Download the free app or access www.myschoolconnect.com.au




1. REGISTER YOUR ACCOUNT

Register your account on any device, simply login to www.myschoolconnect.com.au and click on "Create Account", follow the prompts to add your email and password.

2. ADD YOUR STUDENT

Add your Child as a "Student", and make sure that you select your school and classroom details.



3. SELECT "TOP UP"

Select "Top Up" to add money to your account via Credit Card or Paypal, you can choose Direct Deposit but allow 3-5 working days to process prior to ordering. You can also pay as you go, simply skip the pop up screen for adding funds and start ordering.

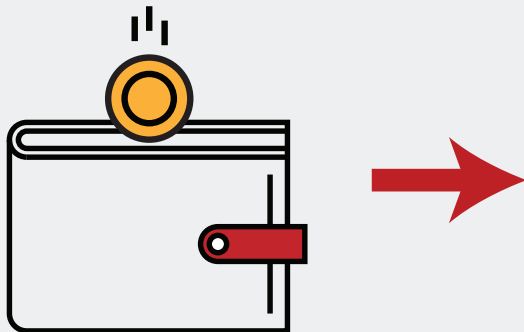
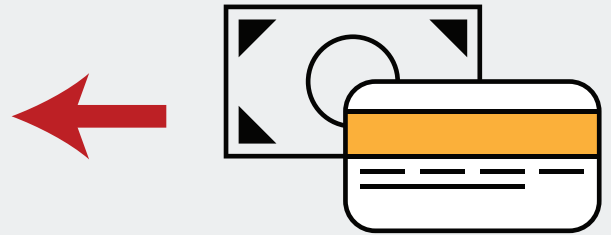


4. ORDER

To make a uniform purchase simply select your Student and click "Buy Now", It's that simple!

5. CHECKOUT

Once you have completed your order, view your order summary in the "cart" and proceed to "checkout". Select your preferred form of payment and submit, all orders are confirmed via email.



NOTE ON PAID ORDERS

Note only paid orders will be sent to your uniform shop, not those still sitting in your cart.



www.myschoolconnect.com.au



My School Connect has a 7 day a week Support Line, contact (03) 8669 1869